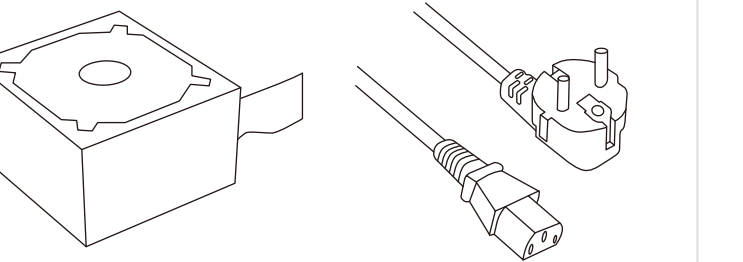


EFFITEK

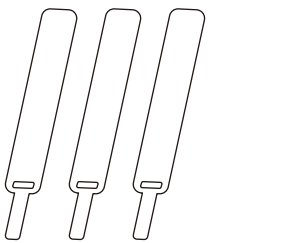
850W Power Supply ATX 3.1



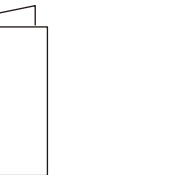
Package Contents



- 1x Power Supply
- 1x Set of Screws
- 1x AC Power Cord 1.8 m



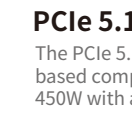
- 1x Set of Cable Ties
- 1x User Manual
- 1x Service Card



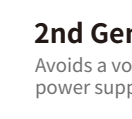
Main Features



ATX 3.1
Effitek power supplies based on ATX 3.1 ensure the most efficient and optimized performance for the highest power delivery in your desktop PCs.



PCIe 5.1 Connector
The PCIe 5.1 connector is suitable for next generation PCIe 5.1 based components. This product enables high output up to 450W with a single cable.




2nd Gen. GPU-VR
Avoids a voltage drop at the +12 V output and ensures a stable power supply even in extreme situations.



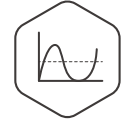
80PLUS Silver Certified
Using of thicker 16AWG cables ensures high stability, efficiency and low temperatures.



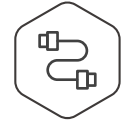
Full Range (100~240V)



HDB (Hydraulic Dynamic Bearing) Fan
Good cooling, low noise level and longer service life.



Active PFC
Active PFC for high power factor and reduced harmonics.



DC to DC converter
The most stable performance and high efficiency are achieved by using DC to DC current technology.



Single +12V Output Rail
Offers maximum compatibility for the +12V demand.



Premium 16AWG cable
Using of thicker 16AWG cables ensures high stability, efficiency and low temperatures.



Taiwan 105°C Capacitors

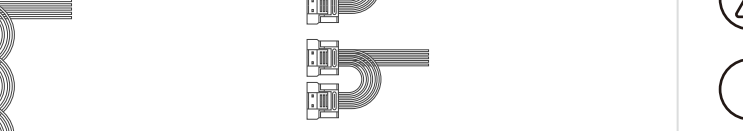
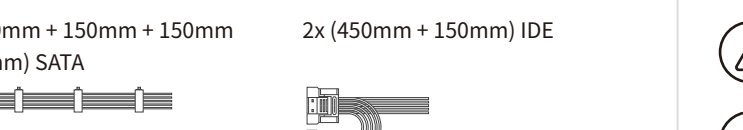
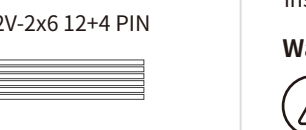
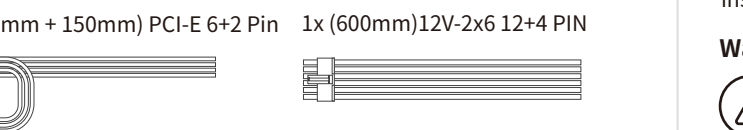
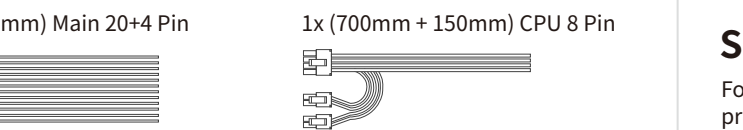


10 Years Warranty

Specifications

AC Input	Voltage 100~240V Current 15~6A Frequency 50Hz/60Hz				
DC Output Max	+3.3V	+5V	+12V	-12V	+5VSB
	18A	18A	70.83A	0.3A	3A
	110W		850W	3.6W	15W
Total Power	850W				

Dimension: 150 x 140 x 86 mm
Cable: Fixed Cables
Operating temperature: 5°C ~ 40°C.
Suitable for areas up to 2000 meters above sea level.



Installation

1. Make sure that the computer is turned off and disconnected from AC source.
2. Please read the operating instructions before installation and then open the computer housing.
3. Disconnect all DC power connectors from the peripheral devices.
4. Remove the old power supply and insert the new one and fix it with the screws.
5. Connect the power connections to the mainboard and the peripheral devices. Ensure that all cables and wires are securely connected.
6. Close your computer housing, connect the AC power cable to an AC power source and switch the "I/O" switch of the power supply to the "I" position. Then turn on your computer.

Safety information

For your own safety and to avoid physical damage as well as damage to property, equipment and loss of data, please observe the following instructions

Warning signs

DANGER
You will be alerted to an imminently hazardous situation which may result in serious injury or even death!

WARNING
You will be alerted to a potentially dangerous situation that could result in serious injury, even death!

CAUTION
You will be alerted to a potentially dangerous situation that may result in minor injury!

IMPORTANT
Your attention is drawn to a possible situation that could result in property damage and possibly environmental damage and disrupt operations.

1.Dangers due to electric current and voltage!



WARNING

- There are high voltages in the power supply! DO NOT open the cover of the power supply. Warranty is void if the cover is opened once. Under no circumstances should the power supply cover be opened.
- Please keep the power supply away from humidity and operate it in the proper environment. (Operating temperature: 0 to 40°C. Relative Humidity: 20% to 80%.)
- Avoid any contact with electrically conductive parts, there is a danger to life due to electric shock.
 - Please read the operating instructions before use.
 - Make sure the product is not energized before opening or working on it.
 - Please do not remove the contact protection cover under any circumstances.
 - Avoid contact with live parts.
 - Do not touch any plug-in connectors with metallic or pointed objects.
 - Use the product only in designated environments.
 - If necessary, operate the product only with power supplies that correspond to the nameplate.
 - Do not expose the product or power supply to moisture and liquid, steam and dust.
 - Do not make any independent modifications to the product.
 - Do not connect / use the product during a thunderstorm.
 - In case of repair, please contact the specialist dealer or EFFITEK.

2.Possible dangers during assembly due to sharp-edged components!

Cutting and hand injuries possible during assembly.



CAUTION

- Please read the operating instructions before assembly.
- Avoid contact with sharp or pointed objects.
- Do not use force during assembly.
- Only use suitable tools or supplied accessories and tools.

3.Danger of heat generation due to insufficient ventilation of the product/power supply!



IMPORTANT

- In this case, overheating and/or failure of the product/power supply unit is possible.
- Avoid external heat supply and provide air exchange.
 - Keep fan outlets and heat sinks free.
 - Avoid direct sunlight on the product/power supply.
 - Make sure there is enough environmental space for the product/power supply.
 - Do not place any objects on the device/power supply.

4.Danger of suffocation! Danger due to small parts and packaging!

Es besteht Lebensgefahr durch Erstickten und Verschlucken.



WARNING

- Please be sure to read the instructions for use.
- Keep small parts and accessories safe from children.
- Keep and dispose of plastic bags and packaging from children.
- Never put small parts and packaging into children's hands!

5.Possible data loss / data loss during commissioning.

Irrecoverable data loss possible!



IMPORTANT

- Please be sure to read the operating instructions.
- Use the product only if all specifications and requirements are met.
- Always perform a data backup of storage media to be installed.
- Always perform a data backup before commissioning.
- Always perform a data backup before connecting new hardware.
- Only use the accessories supplied with the product.

6.Cleaning of the product.

Damaging cleaning agent - scratches, color changes, moisture damage or short circuit on the device.



IMPORTANT

- Take the product out of operation before each cleaning.
- Do not use aggressive / harsh cleaners.
- Make sure that there is no residual moisture in the device after cleaning.
- It is best to use an antistatic cloth for cleaning.

7.Disposal of the product - environmental pollution, recycling not possible!



IMPORTANT

"The adjacent symbol on the product and packaging indicates that this product must not be disposed of with other household waste. If necessary, remove old batteries, rechargeable batteries and lamps before returning the product (if possible without destroying the old device and if it is not to be reused). According to the Waste Electrical and Electronic Equipment (WEEE) Directive, you may not dispose of this product and any batteries/rechargeable batteries it may contain in your normal household waste. If you wish to dispose of this product/batteries, please take them to a suitable disposal point (recycling collection point in your city) or return them to your point of purchase."



If you have any questions, please do not hesitate to contact our support at support@effitek.de or visit our website www.effitek.de

Troubleshooting

If the power supply unit is not working properly, please carry out the following steps before contacting customer service or repairs:

1. Is the power cable properly connected to a socket and the power supply well?
2. Is the "I/O" switch of the power supply in the "I" position?
3. Check that all connections to all peripheral devices are connected correctly.
4. Switch the power supply on and off by switching the "I/O" switch a few times, whereby the off state should last at least 0.5 seconds to reset the power supply.

EFFITEK



@ Copyright 2024 by EFFITEK Technology GmbH. All Rights Reserved
Ohlstedter Straße 17, 22949 Ammersbek / Germany